



## NAVARA OFFICE FURNITURE

---

navara



**AUSTRALIAN OWNED  
FAMILY BUSINESS**

# Ergonomic Office Chairs



## RYAKU OFFICE CHAIR

Adjustable seat height  
Adjustable seat and back angle  
Adjustable seat depth  
Adjustable lumbar support  
Adjustable arms  
Auto weight tensioning  
Synchron mechanism with 3 locking positions  
670mm black nylon 5 star base  
4 year warranty



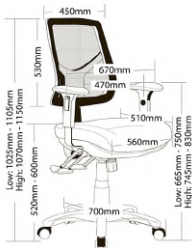
## FLOW OFFICE CHAIR

Black 5 Star Base With Black 60/25 PU Castors  
Unique Suspension Back Frame Support System  
Dual-Direction Height Adjustment Lumbar Support With 6-Position & 50mm  
Long Stroke Designed In Italy  
135 Kg Weight Rating  
Greenguard Gold Approved  
BIFMA Tested And Certified  
10 Year Warranty



## MIST OFFICE CHAIR

White P/C Aluminium 3D Adjustable Arm Rests  
Aluminium 5 Star Base On Castors  
Light Grey Concealed Lumbar Cushion  
135kg Weight Rating  
AFRDI 142 Certified  
BIFMA Certified  
GreenGuard GOLD Approved



## ZENITH OFFICE CHAIR

3 lever heavy duty ergonomic mechanism  
700mm black nylon base  
Chair not available with drafting kit  
Available in Metro black only  
AFRDI tested to level 6  
Minor assembly required  
Suitable for indoor use only  
Weight limit is 140kg  
7 year warranty



## RELAX OFFICE CHAIR

Available in High & Medium back  
High density moulded seat and back foam  
Heavy duty 3 lever fully ergonomic mechanism  
Both seat & back can be positioned for comfort  
Standard fabric colours are Legend Black, Burgundy & Blue  
AFRDI Approved to level 6



# Ergonomic Office Chairs



## CRAFT OFFICE CHAIR

Synchron mechanism with 3 locking positions  
670mm black nylon 5 star base  
Available in black only  
BIFMA tested  
Minor assembly require  
Suitable for indoor use only  
Weight limit is 130kg  
5 year warranty



## LUMINA OFFICE CHAIR

Adjustable arms  
Lumbar support  
Butterfly mechanism  
600mm black nylon 5 star base  
Minor assembly required  
Suitable for indoor use only  
Weight limit is 120kg  
BIFMA Tested And Certified  
10 Year Warranty



## VITALITY OFFICE CHAIR

Available in High & Medium back  
Standard black mesh & fabric seat  
Height and width black adjustable arms  
Standard five star black base  
Heavy duty 4 lever fully ergonomic mechanism with seat slider  
Ratchet back for Medium back only  
ANSI/BIFMA X5.1-2002 Approved



## ADAPTIVE OFFICE CHAIR

3 lever heavy duty ergonomic mechanism  
700mm black nylon base  
Chair not available with drafting kit  
Available in Metro black only  
AFRDI tested to level 6  
Minor assembly required  
Suitable for indoor use only  
Weight limit is 140kg  
7 year warranty



## BALANCE OFFICE CHAIR

3 lever heavy duty ergonomic Moulded back foam  
Saddle seat  
Synchron mechanism with 3 locking positions  
700mm aluminium base  
Available in black PU only  
Suitable for indoor use only  
Weight limit is 130kg  
5 year warranty





# Executive Office Chairs



## SYNC OFFICE CHAIR

Knee tilt mechanism with 4 locking positions  
700mm alloy base  
Available in A grade Italian leather only  
Minor assembly required  
Suitable for indoor use only  
5 year warranty



## BREEZE HIGH BACK

Synchron mechanism with 3 locking positions  
700mm aluminium base  
Extremely comfortable  
Available in black leather only  
Suitable for indoor use only  
Weight limit is 130kg  
Unique Suspension Back Frame Support  
Dual-Direction Height Adjustment  
5 year warranty



## EBREEZE MEDIUM BACK

Synchron mechanism with 3 locking positions  
700mm aluminium base  
Extremely comfortable  
Available in black leather only  
Suitable for indoor use only  
Weight limit is 130kg  
Unique Suspension Back Frame Support  
Dual-Direction Height Adjustment  
5 year warranty



## ELITE OFFICE CHAIR

Available in high and low back  
High density foam  
Synchron mechanism with 3 locking positions  
700mm aluminium base  
Available in black PU only  
Suitable for indoor use only  
Weight limit is 120kg  
5 year warranty



## CLASSIC OFFICE CHAIR

Adjustable weight tension  
Fixed chrome arms  
Available in high and low back  
Knee tilt mechanism with 3 locking positions  
700mm aluminium base  
Available in black PU only  
Minor assembly required  
Suitable for indoor use only  
5 year warranty



# Boardroom Chairs



## SUMMIT OFFICE CHAIR

Slim and sleek economical boardroom chair  
Black frame in Black & Tan PU  
Chrome frame in Black & Tan PU  
Metal arm, available with or without padding  
Swivel and tilt mechanism, lock in upright position  
Black metal base  
Seat height adjustment



## GLIDE OFFICE CHAIR

Memorable chair  
Tilt lock  
Swivel  
Black frame  
Available in Tan, Black and Grey bonded leather  
Thin line black metal base  
Lumbar Support With 6-Position & 50mm Long Stroke Designed



## CONVO OFFICE CHAIR

Adjustable weight tension  
Fixed arms  
Mesh black  
Knee tilt mechanism with 3 locking positions  
660mm black nylon base  
Available in black only  
Minor assembly required  
Suitable for indoor use only  
5 year warranty



## PRESTIGE OFFICE CHAIR

Occupant load rating for commercial or office use up to 140kg  
Has a rocking mechanism with gas height adjustable base  
Vegan Leather upholstery



## COZY CHAIR

Available in charcoal padded seat only as standard, or other colour on demand  
Stackable in sled base and stool  
Available in black or white sled base, wooden frame & bar stool height 650 only.  
Weight limit is 120kg



# Visitor/Meeting Chairs



## PEACE VISITOR CHAIR

Superior stitching  
Swivel 4 star arched base ( Black & Chrome frame )  
Available in Black bonded leather, Charcoal fabric & Light Grey fabric



## BLISS VISITOR CHAIR

High density resilience foam  
Available in Black solid steel tube frame  
Available in Light Grey, Red, Mustard, Gunmetal, Turquoise & Olive green  
Peak 2 seater only available in Gunmetal and Turquoise  
Black powder coated frame, solid frame  
135 Kg Weight Rating  
Greenguard Gold Approved  
BIFMA Tested And Certified  
10 Year Warranty



## ZENZY VISITOR CHAIR

Shell colour: Black, White, Light Blue, Burgundy, Green, Clay & Grey  
Available in Black, Chrome & White frame  
Stackable in 3  
Black or polished base  
Height adjustable mechanism  
Weight limit is 120kg



## PLUSH VISITOR CHAIR

Stackable  
Available in Black only  
Indoor or Outdoor use  
UV stabilised  
Linkable  
10 Year Guarantee



## VINTAGE VISITOR CHAIR

Maximum 10 Chair on trolley  
Maximum 5 Chair on floor  
Linkable except with tablet arms or arms  
Chrome finish, Black plastic, Plastic under pan  
Solid steel sled base frame  
Available in all local fabrics  
Back mesh available in Jazz mesh  
Optional frame or base colour (please allow 5 more days)  
Weight limit is 120kg  
4 year warranty



# Training/Education Chairs



## STUDY STUDENT CHAIR

Nesting chair  
Grey plastic back, upholstered seat  
Foldable seat & armrest  
Silver iron tube leg with PU castor  
BIFMA Approved



## CLASS STUDENT CHAIR

Stackable fully welded steel frame in chrome finish  
Sled based chair  
Mesh back for added style, breathability and support



## READZ STUDENT CHAIR

Shell colour: Black, White, Light Blue, Burgundy, Green, Clay & Grey  
Available in Black, Chrome & White frame  
Stackable in 3  
Black or polished base  
Height adjustable mechanism  
Weight limit is 120kg



## DESKZ STUDENT CHAIR

Steel fully welded frame with upholstered seat and back  
Armrests and optional arm pads for added comfort and support  
Size: 800H x 565W x 585Dmm  
Australian made



## KLASS STUDENT CHAIR

Stackable  
Plastic seat and back  
Available in Black & Blue. (Red Limited Stock)  
AFRDI Approved to level 6



# OTTOMANS

## COSYUP OTTOMAN

Warranty: 5 Year  
Category: Soft Seating  
Certifications: Australian Made, GECA




## PADDED OTTOMAN

Stackable fully welded steel frame in chrome finish  
Sled based chair  
Mesh back for added style, breathability and support



## RESTIO OTTOMAN

Shell colour: Black, White, Light Blue, Burgundy, Green, Clay & Grey  
Available in Black, Chrome & White frame  
Stackable in 3  
Black or polished base  
Height adjustable mechanism  
Weight limit is 120kg



## SNUGLY OTTOMAN

Steel fully welded frame with upholstered seat and back  
Armrests and optional arm pads for added comfort and support  
Size: 800H x 565W x 585Dmm  
Australian made





# Reception/Tub Chairs



## ELEGANCE TUB CHAIR

Warwick fabrics gravity range  
93% polyester 5% cotton 2% nylon  
Martindale rub test : (ISO 12947 12kpa) 72000 cycles  
Fire tested fabric  
Fully welded metal shell frame with moulded foam seat  
Reinforced welds on leg frame top cross bars



## LUXURIOUS TUB CHAIR

Standard in Beach timber frame  
Available in Single & Double seater  
Standard fabric in Blue, Light  
Made in Italy  
135 Kg Weight Rating  
Greenguard Gold Approved  
BIFMA Tested And Certified  
10 Year Warranty



## COMFORTO TUB CHAIR

Available in Single and Double seater  
Standard Tiffany Blue & Charcoal fabric  
Timber in light Beech colour  
Other colour available on request



## CHICNOOK TUB CHAIR

High density foam  
High density moulded foam  
Black 4 Star height adjustable swivel base or  
Black sled frame or  
4 Legged Beech timber frame  
Fabric options: Warwick Gravity Steel / Gravity Slate / Black PU /  
Tan PU  
Base options: Swivel 4 legged gas height adjustment frame on castor/  
Natural Timber Frame/Black Sled frame.



# Reception/Tub Chairs



## HARMONYX TUB CHAIR

High density moulded foam  
Heavy duty black powder coated steel frame  
Available in 4 Warwick Gravity colours – Steel/Slate/Navy/Teal & Tan PU  
Available in other fabrics upon request



## BLISS TUB CHAIR

High density moulded foam  
4 legged metallic, strong durable steel base  
Standard with Grey PU back & Warwick gravity steel in front



## INVITING TUB CHAIR

High density seat & back foam  
Grey front fabric with Grey PVC back  
Swivel black frame



## ZENITHAL TUB CHAIR

Made in Italy  
Upholstered & Assembled Locally  
Cold-cure moulded foam  
10 years warranty



## CUSHEASE TUB CHAIR

Metal framework. Moulded in high quality cold-cure polyurethane  
Made in Italy  
10 year warranty




# Lounges



**VELVETVISTA LOUNGE**


Nesting chair  
 Grey plastic back, upholstered seat  
 Foldable seat & armrest  
 Silver iron tube leg with PU castor  
 BIFMA Approved






**HARMONYHAVEN LOUNGE**


Stackable fully welded steel frame in chrome finish  
 Sled based chair  
 Mesh back for added style, breathability and support






**ZENVISTA LOUNGE**


Shell colour: Black, White, Light Blue, Burgundy, Green, Clay & Grey  
 Available in Black, Chrome & White frame  
 Stackable in 3  
 Black or polished base  
 Height adjustable mechanism  
 Weight limit is 120kg






**VINTAGE LOUNGE**


3 lever heavy duty ergonomic mechanism  
 700mm black nylon base  
 Chair not available with drafting kit  
 Available in Metro black only  
 AFRDI tested to level 6  
 Minor assembly required  
 Suitable for indoor use only  
 Weight limit is 140kg  
 7 year warranty





**SWAYSPHERE LOUNGE**

Steel fully welded frame with upholstered seat and back  
 Armrests and optional arm pads for added comfort and support  
 Size: 800H x 565W x 585Dmm  
 Australian made



# Beam Seating

## DENO BEAM SEATING



Nesting chair  
Grey plastic back, upholstered seat  
Foldable seat & armrest  
Silver iron tube leg with PU castor  
BIFMA Approved



## ELEGANS BEAM SEATING



High density resilience foam  
Available in Black solid steel tube frame  
Available in Light Grey, Red, Mustard, Gunmetal, Turquoise & Olive green colour  
Peak 2 seater only available in Gunmetal and Turquoise  
Black powder cotated frame, solid frame  
135 Kg Weight Rating  
Greenguard Gold Approved  
BIFMA Tested And Certified  
10 Year Warranty



## ABROSONI BEAM SEATING



Shell colour: Black, White, Light Blue, Burgundy, Green, Clay & Grey  
Available in Black, Chrome & White frame  
Stackable in 3  
Black or polished base  
Height adjustable mechanism  
Weight limit is 120kg



## VIN BEAM SEATING



Stackable  
Available in Black only  
Indoor or Outdoor use  
UV stabilised  
Linkable  
10 Year Guarantee



## MYASCO BEAM SEATING



Steel fully welded frame with upholstered seat and back  
Armrests and optional arm pads for added comfort and support  
Size: 800H x 565W x 585Dmm  
Australian made





# WORKSTATION CLUSTERS



## BOOSTER SQUARE LEG SIT STAND DESK

Height Range: 595mm-1245mm ( Without Table Top )  
Lifting Capacity: 80 Kg  
Max Speed: 25mm Per Second  
Adjustable Leveling Feet  
Foot Size: 700mm  
Desk Mounting Top Plate Size: 500mm  
10 Year Warranty



## BOOSTER ROUND LEG SIT STAND DESK

Height Range: 595mm-1245mm ( Without Table Top )  
Lifting Capacity: 80 Kg  
Max Speed: 25mm Per Second  
Adjustable Leveling Feet  
Foot Size: 700mm  
Desk Mounting Top Plate Size: 500mm  
10 Year Warranty



## SPAN LEG FIXED HEIGHT DESK

Shell colour: Black, White, Light Powder Coated Frame  
750mm D x 730mm H  
Unique Span Leg with Matching Perforated Modesty Panel  
50mm D Scallop Cutout To Rear Of Worksurface  
E0 Rated Melamine Board  
Adjustable Leveling Feet  
5 Year Warranty



# Workstation Clusters



## BULK DESKING

Effortlessly Configurable Desks  
Leg-Sharing Workstation System  
Quick Assembly Construction  
Stable Logistic Packaging  
Versatile Configuration Design  
Floating Worktop Aesthetic







Option of Angled or Square shared legs



## SPLAY LEG DESK



Edge with its bold 80 x 30mm profile provides clean and strong angular lines that help define the working environment. Under its bold appearance are subtle, refined details. Delicate in form yet substantial and balanced. Strong structural integrity, Edge was designed and built specifically for today's commercial environment. When combined with almost limitless sizes, Edge provides the foundation for office design with great adaptability and aesthetic appeal. Designed to be installed, and just as importantly, dismantled, relocated or reconfigured with minimal time, it has given fit-out companies the edge in project delivery.







# ACOUSTIC SCREENS










## ACOUSTIC SCREENS

18mm acoustic screen panels

With its unique proprietary integrated bracketing

No visible brackets on the exterior side of the panel.

The perfect partner for height adjustable desks

Strong, rigid, and sturdy yet lightweight thereby reducing the weight load on the motors.

Acoustic noise reduction

Fire retardant

Tack-able surface

Outstanding sound absorption

Short lead time to manufacture

Environmentally friendly.

Minimum 60% post-consumer recycled material

Superior stability and flexibility

No risk of skin irritation

No toxic odor or binding agents

Formaldehyde-free

5-year warrant

Colour Options

Light blue, Dark blue, Dark Green, Light Green, Orange, Red, Char-coal, Light Grey, Black

Colour Bracket Options

Black powder coat, Silver powder coat, White powder coat

Sizes

Width range: 600-2400mm wide

Overall screen height range: 400-1100mm high

Screen height from desk range: 300-800mm high

# Accessories



## ACCESS MONITOR ARM

Quad Monitor Arm – Black  
392mmH / 450mmH / 708mmH central Pole with 360mm Arm Reach  
Suits 10»-30» Monitors – 85 > 15 Deg. Vertical Tilt  
360 Deg. Horizontal Adjustment  
10kg Weight Rating Per Arm  
Clamp & Grommet Fix Kit Included  
3 Year Warranty



## DUAL GAS SPRING MONITOR ARM

360 Deg. Portrait & Landscape Adjustment  
Suits Up To 24» Monitors  
Clamp Only Fix Kit Included  
3 Year Warranty



## FREE STANDING SCREEN

Free Standing Acoustic Screen – 50mm D (INCLUDES FEET)  
50mm Thick Free Standing Dividing Office Panels  
Pinable  
Black PVC Edging  
Silver Feet  
Standard Blue or Grey Fabric choice



## STANDARD PINBOARD

Standard Pinboard  
15mm D  
Wall Mounted Pinboard with Concealed Corner Fixing  
Includes Pins  
8 Year Warranty



## STANDARD WHITEBOARD

Standard Whiteboard  
Hard Wearing Whiteboard Surface  
Aluminium Frame with Concealed Mounting  
5mm Thick  
Includes Pen Tray  
Acrylic Polyester Resin  
8 Year Warranty





# FLIP TOP TABLES



## FLIP TOP TABLES

750mm H Polished Aluminium Feet Black P/C Post And Rail Locking  
Castors  
5 Year Warranty



# METAL AND MELAMINE LOCKERS



## E0 MELAMINE LOCKERS

1850mm H x 305mm W x 455mm D  
Featuring Black Edging Key Locking  
Includes 2 x Keys Per Lock Adjustable Levelling Feet  
3 Year Warranty



## METAL LOCKERS

Riveted Construction for Extra Strength  
Full Length Stiffeners Fitted to Every Door  
Ventilation on Door  
No Assembly required  
White only available in 305mm Width  
10 Years Warranty



## LOCKS

Butterfly Locks  
Combination Locks



# Metal Storage & Filing Cabinets



## METAL STORAGE

All steel construction  
Lockable  
All panels replacable & recyclable  
1 adjustable shelf either side  
Adjustable feet for leveling  
Available in Black or White  
Master key or keyed alike  
With Planter Box  
10 years warrant

Colour Options  
Black Powdercoat



## New Range Reception/Tub Chairs



**TOBY I**



**TOBY II**



**TOBY III**



**TOBY IV**



**CLEO GREEN**



**CLEO ORANGE**



**CLEO RED**



**CLEO GREY**



**DREA I**



**DREA II**



**DREA III**



**DREA IV**



**SOVA I**



**SOVA II**



**SOVA III**



**MAVI I**



**MAVI II**



**MAVI III**



## New Range Reception/Tub Chairs



**TAVO I**



**TAVO II**



**TAVO III**



**TAVO IV**



**RUNA I**



**RUNA II**



**RUNA III**



**RUNA IV**



**KIVO I**



**KIVO II**



**KIVO III**



**KIVO IV**



**NIRA I**



**NIRA II**



**NIRA III**



**NIRA IV**



**ROXI I**



**ROXI II**



**ROXI III**



**ROXI IV**

## New Range Lounge/Tub Chairs



**NELO I**



**NELO II**



**NELO III**



**NELO IV**



**ZENO I**



**ZENO II**



**ZENO III**



**ZENO IV**



**VERA I**



**VERA II**



**VERA III**



**VERA IV**



**LUMA I**



**LUMA II**



**LUMA III**



**LUMA IV**




**LIRO I**



**LIRO II**



**LIRO III**



**LIRO IV**

# New Laminex Range



**ASPIRE BOOKCASE I**



**ASPIRE BOOKCASE II**



**ASPIRE BOOKCASE III**



**ASPIRE BOOKCASE IV**



**ASPIRE PIGEON**



**ASPIRE CUPBOARD II**



**ASPIRE CUPBOARD III**



**ASPIRE CREDENZA I**



**ASPIRE CREDENZA II**



**ASPIRE FILE BANK I**



**ASPIRE FILE BANK II**



**ASPIRE FILE CABINET**



**ASPIRE HUTCH I**



**ASPIRE HUTCH II**



**ASPIRE HUTCH III**



**ASPIRE MOBILE**



**ASPIRE DOUBLE MOBILE**



**ASPIRE CUPBOARD II**



**ASPIRE MOBILE PED**



**ASPIRE RECEPTION I**

# New Laminex Range



**ASPIRE RECEPTION I**



**ASPIRE RECEPTION II**



**ASPIRE CORNER**



**ASPIRE STRAIGHT**



**ASPIRE BOW**



**ASPIRE P-END I**



**ASPIRE P-END II**



**ASPIRE COFFEE I**



**ASPIRE BOARDROOM I**



**ASPIRE BOARDROOM II**



**ASPIRE BOARDROOM III**



**ASPIRE BOARDROOM IV**



**ASPIRE BOARDROOM V**



**ASPIRE BOARDROOM VI**



**ASPIRE COFFEE II**



**ASPIRE STAR I**



**ASPIRE DISC II**



**ASPIRE STAR III**



















































**ASPIRE QUAD I**



**ASPIRE QUAD II**



# 25mm Laminex Colour Options

					
POLAR WHITE	WHITE 200	GHOSTGUM	PARCHMENT	MOLESKIN	ALASKAN
					
ARIES	FOX	TORNADO	OYSTER GREY	LAVA GREY	FOX TEAKWOOD
					
ZINCWORKS	DANSK MAPLE	ROCK MAPLE	RAW BIRCHPLY	MILKWOOD	SEASONED OAK
					
CLASSIC OAK	CURLY BIRCH	YOUNG BEECH	SELECT BEECH	OYSTER LINEA	POLYTEC SOFT WALNUT
					
SILVER ASH	ELEGANT OAK	SUBLIME TEAK	POLYTEC NATURAL OAK	RURAL OAK	NATURAL WALNUT
					
MILANO WALNUT	JARRAH LEGNO	LICORICE LINEA	BURNISHED WOOD	LUSTROUS ELM	NEW GRAPHITE
					
FOSSIL	BATTALION	TERRIL	CHARCOAL	BLACK BIRCHPLY	GREYSTONE
					
PILLARBOX	MANDARIN	OLYMPIA YELLOW	OLYMPIA BLUE	JUICY	BLACK

# Navara

**Tel: 02 8852 1162**

**Email: [info@navaraofficefurniture.com.au](mailto:info@navaraofficefurniture.com.au)**

**Website: [www.navaraofficefurniture.com.au](http://www.navaraofficefurniture.com.au)**

**ABN: 60 673 857 773**

**ACN: 673 857 773**



**AUSTRALIAN OWNED  
FAMILY BUSINESS**